



- מתאים לכל סוגי גזים כולל R410A .
- אישור תו תקן אמריקאי UL .

מק"ט פיסול חץ	דגם	סוג החיבור	קוטר העינית	לחץ עבודה מירבי
פי.סו. חץ	דגם	סוג החיבור	קוטר העינית	לחץ עבודה מירבי
542001	AMI-2S11	1-3/8" ODM הלחמה	35 mm	PSIG
542002	AMI-2S13	1-5/8" ODM הלחמה	41	650
542003	AMI-2S17	2-1/8" ODM הלחמה	54	650

The HMI is designed to provide an accurate method of determining the moisture content of a system's refrigerant. The HMI has a unique high accuracy moisture indicator for CFC, HCFC, and HFC refrigerants.



Features

- Highest sensitivity moisture indicator available
- Hermetic, leak-free construction
- Single indicator for all common refrigerants
- Accurate color calibration at low ppm levels and higher temperatures
- Wide angle viewing/high visibility window for ease of monitoring
- All brass corrosion resistant body for fewer leaks
- Solid copper connections

Specifications

- Maximum working pressure: 680 psig
- UL/CUL file number: SA 4876

Nomenclature example: HMI 1TT4

HMI	1	TT	4
Hermetic Moisture Indicator	Series	Connection Style TT = Sweat x Sweat	Connection Size (in 1/8")

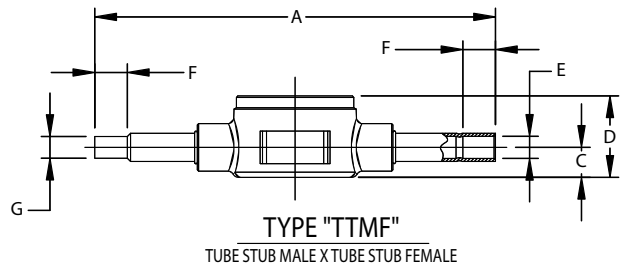
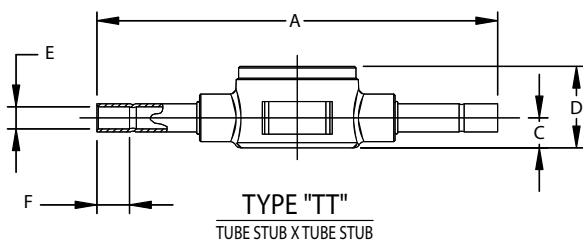
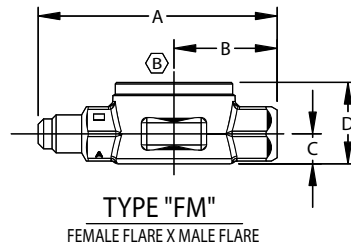
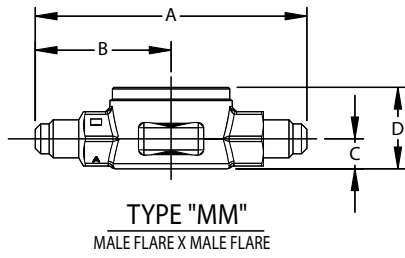
Ordering Information

PCN	Description	Series	Connection Size	
065391	HMI-1MM2	Male Flare x Male Flare	1/4	
065392	HMI-1MM3		3/8	
065393	HMI-1MM4		1/2	
065394	HMI-1MM5		5/8	
065395	HMI-1MM6		3/4	
065405	HMI1-1TT2		Sweat x Sweat (ODF)	1/4
065406	HMI1-1TT3	3/8		
065407	HMI1-1TT4	1/2		
065408	HMI1-1TT5	5/8		
065409	HMI1-1TT6	3/4		
065410	HMI1-1TT7	7/8		
065411	HMI1-1TT9	1 1/8		
065396	HMI-1FM2	Female Flare x Male Flare		1/4
065397	HMI-1FM3			3/8
065398	HMI-1FM4		1/2	
065622	HMI-1TT2MF	Sweat x Sweat (ODM x ODF)	1/4	
065814	HMI-1TT3MF		3/8	
065979	HMI-1TT4MF		1/2	
065980	HMI-1TT5MF		5/8	

Moisture Content Color Code (ppm H₂O)

Indication Liquid Temperature	Dry (Dark Blue)			Caution (Purple)			Wet (Salmon)		
	75°F	100°F	125°F	75°F	100°F	125°F	75°F	100°F	125°F
R-12	1.4	2.5	4	5	9	15	25	43	70
R-134A	20	35	60	35	55	85	130	160	190
R-22	25	35	50	40	65	90	145	205	290
R-407C	26	40	64	42	68	109	150	230	370
R-410A	30	55	75	50	85	120	165	290	420
R-404A/507	15	25	45	33	50	80	120	150	180

Dimensional Data



Dimensional Data (in)

Type Number	Connection Size	A	B	C	D	E	F Min	G
HMI - 1MM2	1/4 SAE	3.13	1.56	0.34	0.94			
HMI - 1MM3	3/8 SAE	3.38	1.69	0.34	0.94			
HMI - 1MM4	1/2 SAE	3.62	1.81	0.47	1.19			
HMI - 1MM5	5/8 SAE	3.88	1.94	0.47	1.19			
HMI - 1MM6	3/4 SAE	5.00	2.50	0.59	1.53			
HMI - 1FM2	1/4 SAE FM	2.75	1.19	0.34	0.94			
HMI - 1FM3	3/8 SAE FM	3.00	1.31	0.47	1.19			
HMI - 1FM4	1/2 SAE FM	3.22	1.41	0.47	1.19			
HMI - 1TT2	1/4 ODF	5.56		0.34	0.94	0.25	0.38	
HMI - 1TT3	3/8 ODF	5.61		0.34	0.94	0.38	0.40	
HMI - 1TT4	1/2 ODF	5.87		0.47	1.19	0.50	0.50	
HMI - 1TT5	5/8 ODF	5.87		0.61	1.19	0.63	0.63	
HMI - 1TT6	3/4 ODF	6.56		0.61	1.50	0.75	0.63	
HMI - 1TT7	7/8 ODF	6.31		0.61	1.50	0.88	0.75	
HMI - 1TT9	1 1/8 ODF	6.59		0.67	1.37	1.13	0.90	
HMI - 1TT2MF	1/4 ODM x 1/4 ODF	5.56		0.34	0.94	0.25	0.38	0.25
HMI - 1TT3MF	3/8 ODM x 3/8 ODF	5.61		0.34	0.94	0.38	0.38	0.38
HMI - 1TT4MF	1/2 ODM x 1/2 ODF	5.87		0.47	1.19	0.50	0.50	0.50
HMI - 1TT5MF	5/8 ODM x 5/8 ODF	5.87		0.61	1.19	0.63	0.50	0.62



Moisture Liquid Indicators Series AMI

Features

- First choice for R 134a, R 22, R 404A, R 507 and polyolester lubricants
- High accuracy of moisture indication according to ASERCOM recommendation
- Fused glass - no leakage
- Long lifetime of indicators by utilization of crystals
- Indicator with high resistance against acid and water
- Wide angle view for exact distinction of vapour and liquid
- Max. operating pressure PS: 31 bar



AMI-1 SS



AMI-1 TT



AMI-1 MM



AMI-2



AMI-3

Selection Chart

Type	Order-Nr.	Connection		Configuration	
		mm	inch		
AMI - 1	SS 2 MM	805 732	6	Female Solder x Female Solder ODF x ODF	
	SS 2	805 713	1/4		
	SS 3 MM	805 733	10		
	SS 3	805 714	3/8		
	SS 4 MM	805 734	12		
	SS 4	805 715	1/2		
	SS 5	805 716	16		5/8
	SS 7	805 717	22		7/8
	SS 9 MM	805 703	28		
	SS 9	805 705		1-1/8	
	TT 2 MM	805 697	6	Female Solder x Female Solder ODF x ODF (with extended Copper tubes)	
	TT 2	805 655			1/4
	TT 3 MM	805 698	10		
	TT 3	805 654			3/8
	TT 4 MM	805 699	12		
	TT 4	805 653			1/2
	TT 5	805 652	16		5/8
	TT 7	805 656	22		7/8
	TT 9 MM	805 700	28		
TT 9	805 651		1-1/8		
	MM 2	805 706	6	Male Flare x Male Flare	
	MM 3	805 707	10		3/8
	MM 4	805 708	12		1/2
	MM 5	805 709	16		5/8
	FM 2	805 710	6	Female Flare x Male Flare	
	FM 3	805 711	10		3/8
	FM 4	805 712	12		1/2
AMI - 2	S 11	805 704	35	Male Solder ODM (for soldering into fittings)	
	S 13	805 659	42		1-5/8
	S 17	805 687	54		2-1/8
AMI - 3	S 7	805 650	22	Saddle Type (for soldering onto the pipe)	
	S 9	805 649	28		1-1/8
	S 11	805 648	35		1-3/8